



Total Ballots Returned

As of 11:59 PM 11/12/24

3,276,257

2024 General Election
November 13, 2024
Ballot Return Reporting

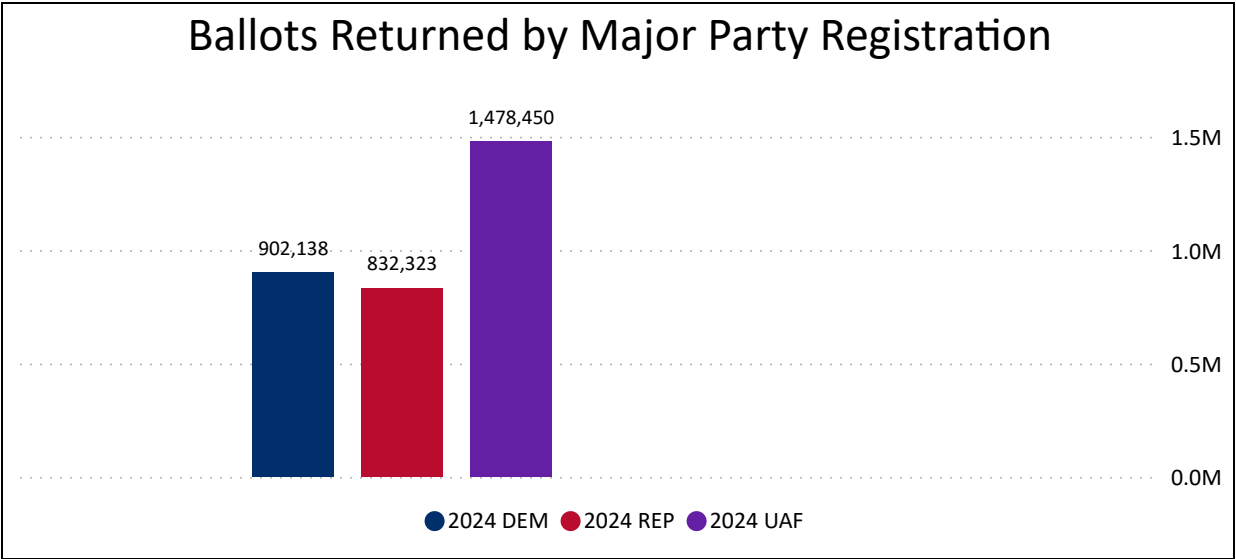
3,024,573

2024 MAIL BALLOTS TOTAL

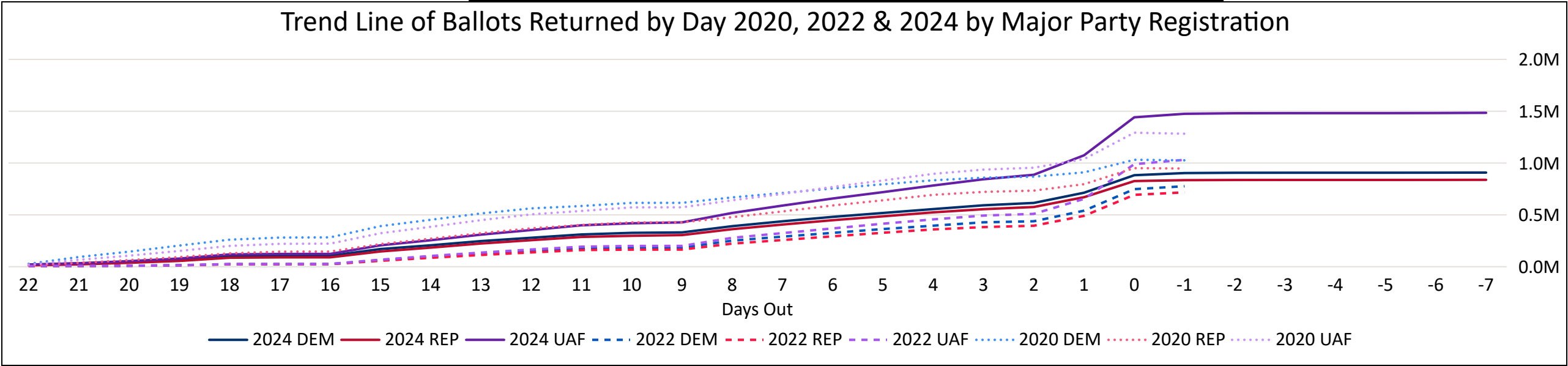
251,684

2024 IN PERSON TOTAL

Ballots Returned by Major Party Registration



Trend Line of Ballots Returned by Day 2020, 2022 & 2024 by Major Party Registration





Total Ballots Returned

As of 11:59 PM 11/12/24

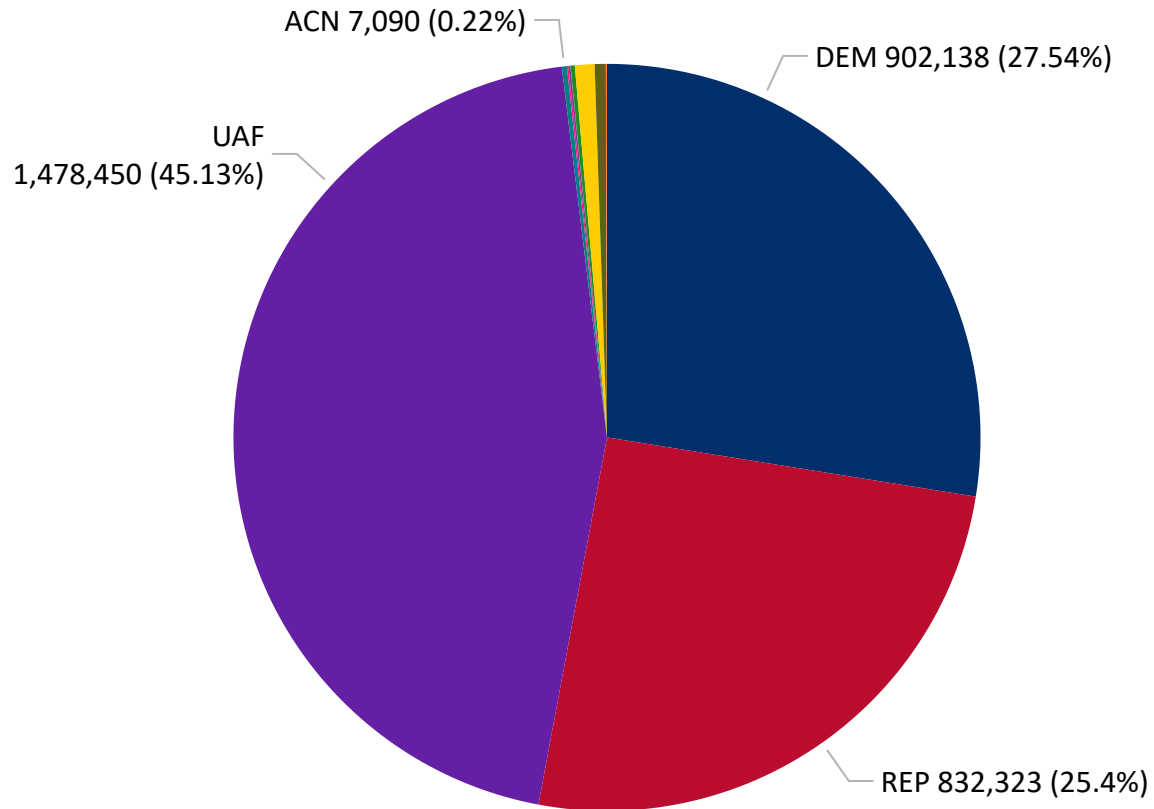
3,276,257

2024 General Election

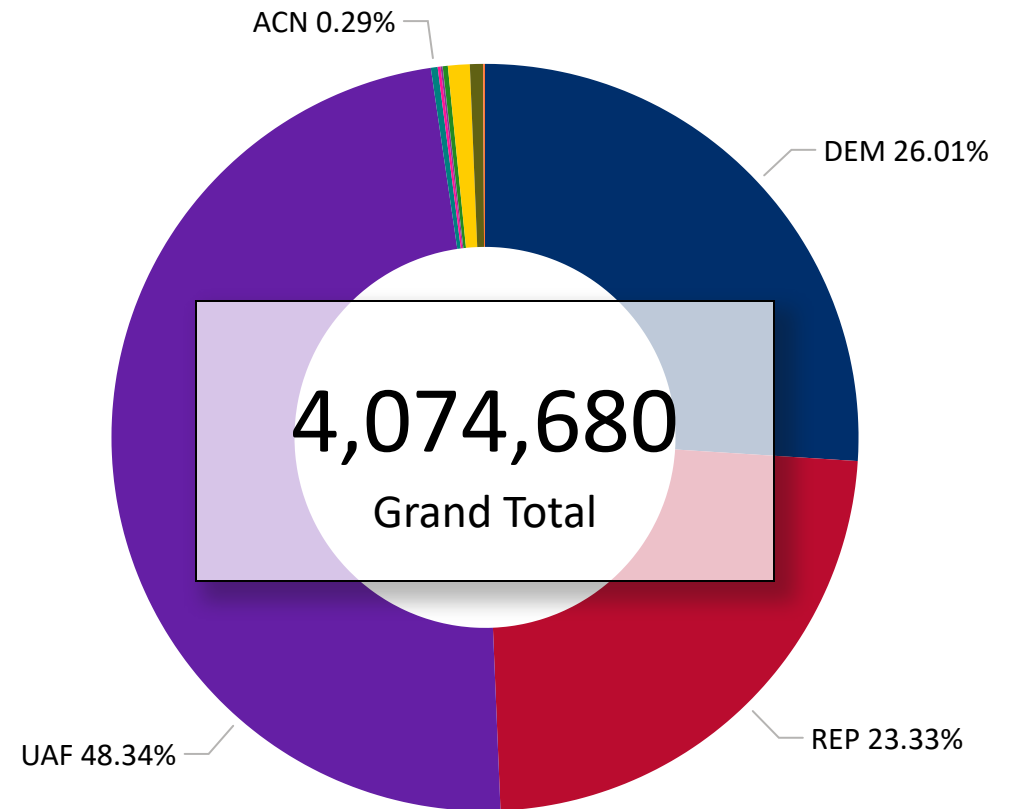
November 13, 2024

Ballot Return Reporting

Ballots Returned by Party Registration



Percent of Total Active Voters by Party Registration



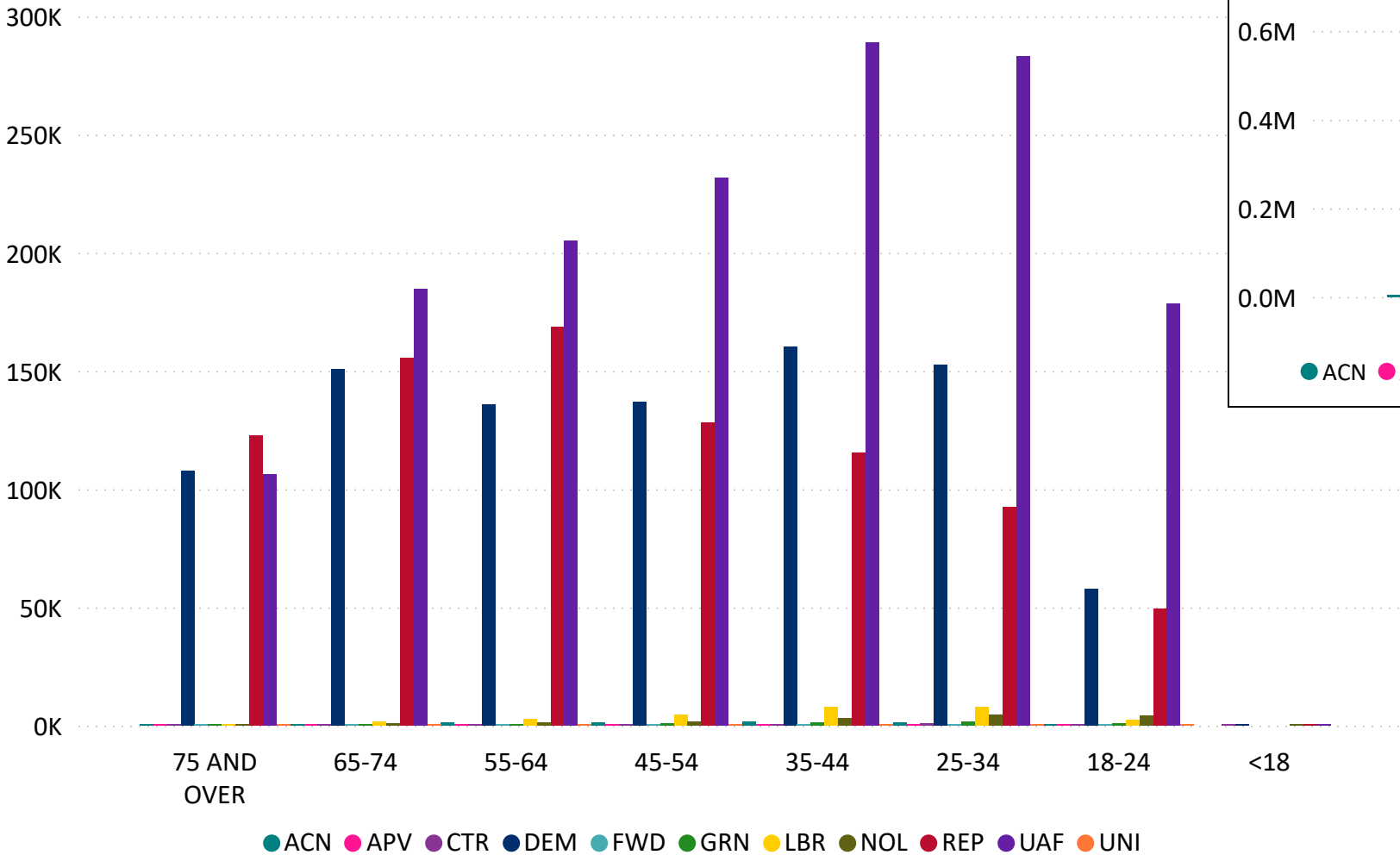
Total Ballots Returned

As of 11:59 PM 11/12/24

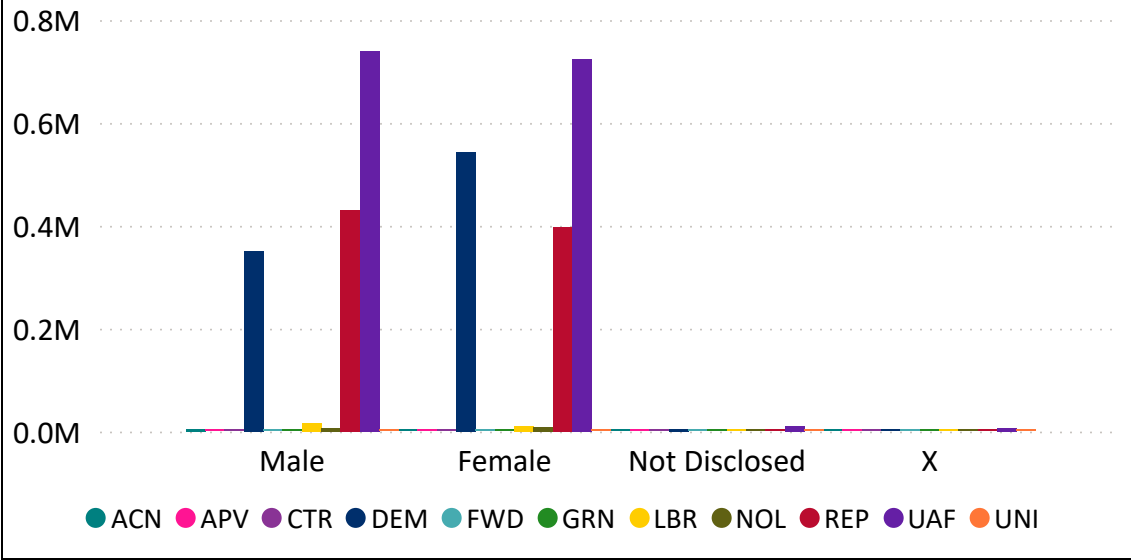
2024 General Election
November 13, 2024
Ballot Return Reporting

3,276,257

Ballot Type Returned by Age Range



Ballot Type Returned by Gender



Abbreviation	Party
ACN	American Constitution
APV	Approval Voting
CTR	Center
DEM	Democrat
FWD	Forward
GRN	Green
LBR	Libertarian
NOL	No Labels
REP	Republican
UAF	Unaffiliated
UNI	Unity



Total Ballots Returned

As of 11:59 PM 11/12/24

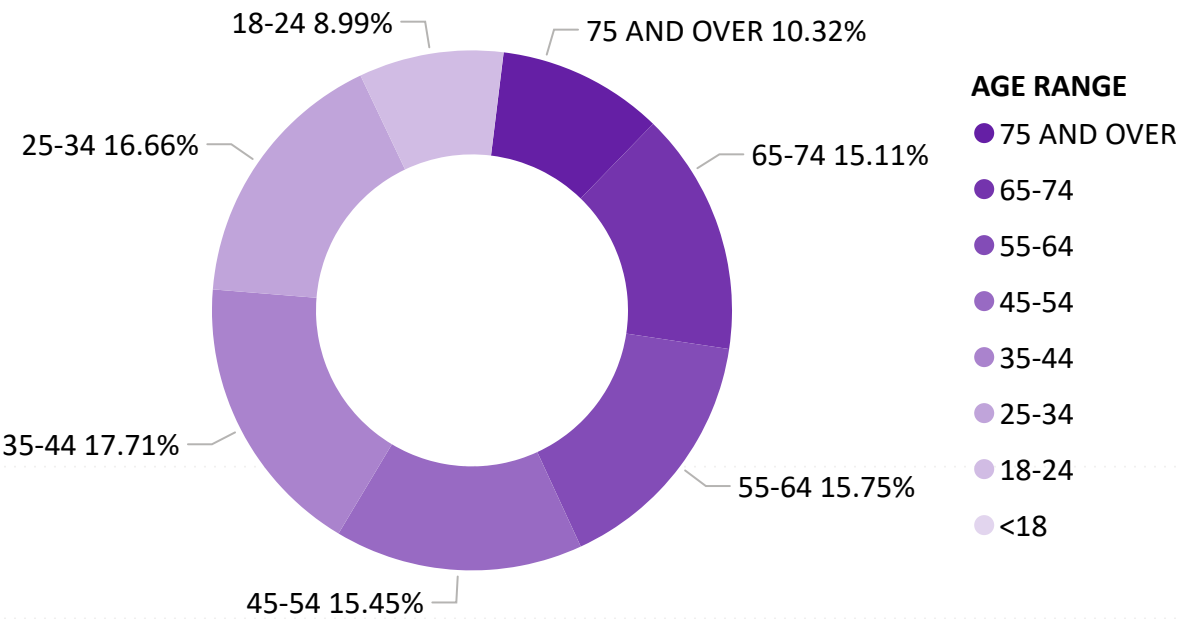
3,276,257

2024 General Election

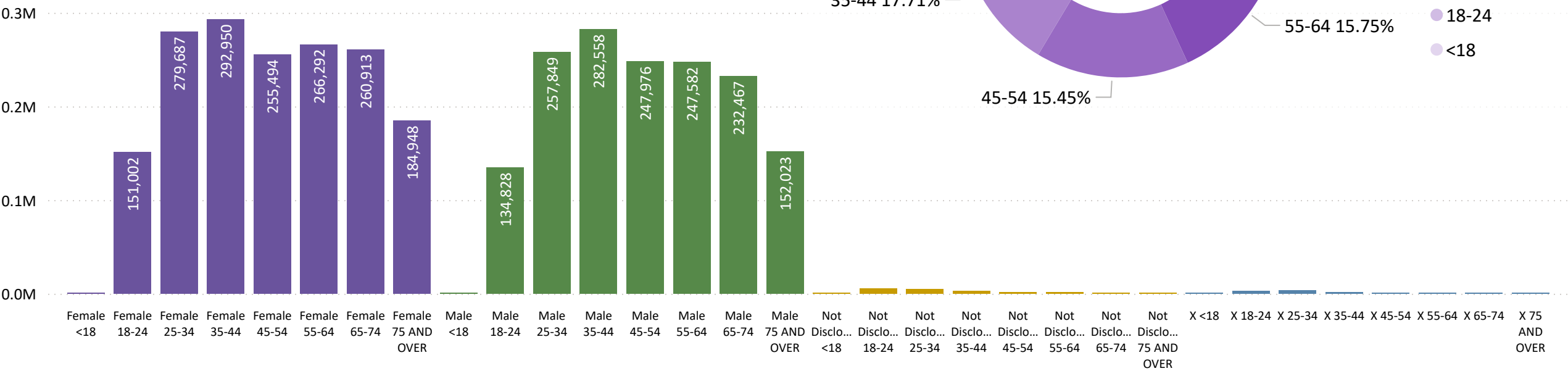
November 13, 2024

Ballot Return Reporting

Ballots Returned by Age Range



Ballots Returned by Gender/Age Range





Total Ballots Returned

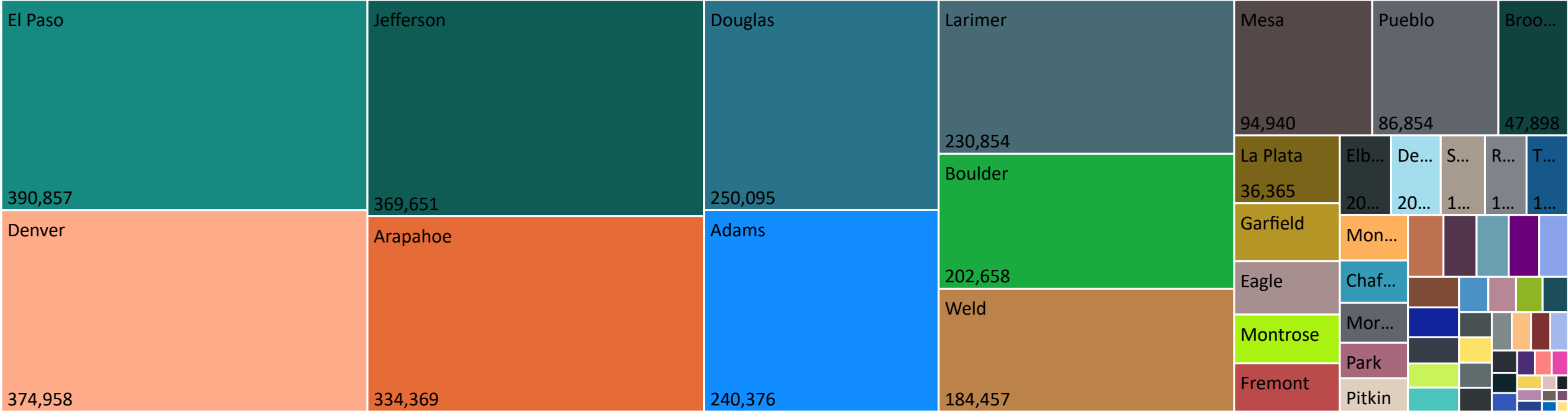
As of 11:59 PM 11/12/24

2024 General Election

November 13, 2024

Ballot Return Reporting

3,276,257



240,376	7,752	334,369	9,576	2,047	2,231	202,658	47,898	14,676	1,067
Adams	Alamosa	Arapahoe	Archuleta	Baca	Bent	Boulder	Broomfield	Chaffee	Cheyenne
6,244	4,181	2,157	1,731	3,921	20,045	374,958	1,468	250,095	28,702
Clear Creek	Conejos	Costilla	Crowley	Custer	Delta	Denver	Dolores	Douglas	Eagle
390,857	20,675	25,959	31,104	4,220	10,120	11,176	618	4,537	835
El Paso	Elbert	Fremont	Garfield	Gilpin	Grand	Gunnison	Hinsdale	Huerfano	Jackson
369,651	861	3,756	36,365	3,967	230,854	7,917	2,614	10,414	94,940
Jefferson	Kiowa	Kit Carson	La Plata	Lake	Larimer	Las Animas	Lincoln	Logan	Mesa
769	6,808	15,763	26,130	13,780	9,057	4,191	12,278	2,379	11,539
Mineral	Moffat	Montezuma	Montrose	Morgan	Otero	Ouray	Park	Phillips	Pitkin
5,224	86,854	3,769	6,254	16,795	3,475	599	4,959	1,380	17,859
Prowers	Pueblo	Rio Blanco	Rio Grande	Routt	Saguache	San Juan	San Miguel	Sedgwick	Summit
16,735	2,860	184,457	4,751						
Teller	Washington	Weld	Yuma						